

Mepilex® Ag – a proven solution for partial thickness burns

Mepilex Ag is a versatile and soft antimicrobial foam dressing that absorbs exudate and maintains a moist wound environment – key traits in a burn dressing².

The Safetac® wound contact layer prevents the dressing from adhering to the wound bed, minimizing pain and trauma during removal²⁻³.

Mepilex Ag has been shown to contribute to reduced nursing time during first dressing application and reduced pain at removal in comparison to other dressing options in a pediatric population^{2,4}. Compared to silver sulfadiazine, RCT results show that Mepilex Ag leads to a shortened length of hospital stay, reduced pain during wear and lower total cost of treatment⁵.


















Responding to what burn specialists want in a dressing

In a 2021 study, **196 experts from 49 countries** were asked to list the most important features of an ideal burn wound dressing²⁴. Mepilex® Ag fits 7 important criteria out of 11.

- ✔ Antimicrobial properties
- ✔ Self-adhesiveness
- ✔ Pain reduction
- ✔ Lack of adhesion to wound bed
- ✔ Available in different sizes
- ✔ Requires fewer dressing changes
- ✔ Non-bulkiness

Product selection guide for burns

Exudate management / Antimicrobial barrier		
Exudate level	Normal-to-dress areas	Difficult-to-dress areas
Low	 Mepilex® Ag	 Mepilex® Ag
Medium	 Mepilex® Ag	 Mepitel® Ag + Secondary dressing or  Mepilex® Transfer Ag + Secondary dressing
High	 Exufiber® Ag + Secondary dressing or  Mepilex® Transfer Ag + Secondary dressing	 Exufiber® Ag + Secondary dressing or  Mepilex® Transfer Ag + Secondary dressing
Secondary dressings		
	 Mextra® Very high exudate level	 Mesorb® High exudate level
Fixation		
	 Tubifast®	 Tubifast® garments
Swelling management		
	 Tubigrip®	
Scar management		
	 Mepiform®	

References:
 1. Upton D, Solowiej K. Pain and stress as contributors to delayed wound healing. *Wound Practice and Research* 2010, Vol. 18(3).
 2. Gee Kee EL, Kimble RM, Cuttle L, Khan A, Stockton KA. Randomized controlled trial of three burns dressings for partial thickness burns in children. *Burns* 2015, 41(5):946-955.
 3. Silverstein P, Heimbach D, Meles H et al. An open, parallel, randomized, comparative, multicenter study to evaluate the cost-effectiveness, performance, tolerance, and safety of a silver-containing soft silicone foam dressing (Intervention) vs silver sulfadiazine cream. *J Burn Care Res* 2011, 32(6): 617-626.
 4. Gee Kee EL, Stockton K, Kimble RM et al. Cost-effectiveness of silver dressings for paediatric partial thickness burns: An economic evaluation from a randomized controlled trial. *Burns* 2017, 43(4): 724-732.
 5. Aggarwala S, Harish V, Roberts S et al. Treatment of partial thickness burns: a prospective, randomised controlled trial comparing Biobrane, Acticoat, Mepilex Ag and Aquacel Ag. *J Burn Care Res* 2020, 42(5): 934-43.
 6. Tang H, Lv G, Fu J et al. An open, parallel, randomized, comparative, multicenter investigation evaluating the efficacy and tolerability of Mepilex Ag versus silver sulfadiazine in the treatment of deep partial-thickness burn injuries. *J Trauma Acute Care Surg* 2015, 78(5): 1000-1007.
 7. Gleason AP, Stuart MJ, Wilson B, Phillips B. Ultrasound assessment and conservative management of inversion injuries of the ankle in children: Plaster of Paris versus tubigrip. *Journal of Bone and Joint Surgery - Series B* 1996, 78(3):484-7.
 8. Naeem M, Rahimnadjad MK, Rahimnadjad NA, Idrees Z, Shah GA, Abbas G. Assessment of functional treatment versus plaster of Paris in the treatment of grade 1 and 2 lateral ankle sprains. *Journal of Orthopaedics and Traumatology* 2014, 16(1):41-6.
 9. Mölnlycke Health Care. Data on file. Tubigrip.
 10. Eyher C, Gazeau E, Beneteau G, Verfallie G. Convenience and tolerance of the combination of a soft silicone foam dressing and a two-way stretch tubular bandage in the management of local wounds. *Journal des plaies et cicatrisations* 2013, 18(6):38-44.
 11. Mölnlycke Health Care. Data on file. Tubifast.
 12. Mölnlycke Health Care. Data on file. Mepiform.
 13. Wigger-Albert W, Kuhlmann M, Wilhelm D, Mrowietz U, Eichhorn K, Ortega J, et al. Efficacy of a polyurethane dressing versus a soft silicone sheet on hypertrophic scars. *Journal of wound care* 2009, 18(5):208, 10-4.
 14. Chadwick P, Taherinejad F, Hamberg K, Waring M. Clinical and scientific data on a silver-containing soft-silicone foam dressing: an overview. *Journal of Wound Care* 2009, 18(11):483-491.
 15. Mölnlycke Health Care. Data on file. Mepilex Transfer Ag.
 16. Schweiger H, Smith D, Cruse CW et al. An open, non-controlled, single-centre, clinical investigation to evaluate efficacy when using a soft silicone wound contact layer containing silver. Poster presentation at the 15th European Burns Association Congress, Vienna, Austria, 2013.
 17. Mölnlycke Health Care. Data on file. Mepitel Ag.
 18. Mölnlycke Health Care. Data on file. Melgisorb Plus.
 19. Chadwick P, McCordle J. Open, non-comparative, multicenter post-clinical study of the performance and safety of a gelling fibre wound dressing on diabetic foot ulcers. *Journal of Wound Care* 2016, 25(4): 290-300.
 20. Smet, S., Beele, H., Saino, L., Suys, E., Henrickx, B. Open, non-comparative, multi-centre post-market clinical follow-up investigation to evaluate performance and safety on pressure ulcers when using a gelling fibre dressing as intended. Poster Presentation at European Pressure Ulcer Advisory Panel Conference 2015, Ghent, Belgium.
 21. Mölnlycke Health Care. Data on file. Exufiber.
 22. David F, et al. A randomised, controlled, non-inferiority trial comparing the performance of a soft silicone-coated wound contact layer (Mepitel One) with a lipocolloid wound contact layer (UrigoTul) in the treatment of acute wounds. *International Wound Journal* 2018, 23. Mölnlycke Health Care. Data on file. Avance Solo.
 24. Nischwitz SP, Luze H, Popp D, Winter R, Drasch A, Schellnegger M, Kargl L, Rappl T, Giretzlehner M, Karmol LP. Global burn care and the ideal burn dressing reloaded—A survey of global experts. *Burns* 2021, 47: 1665-1674.

Find out more at www.molnlycke.com

The Mölnlycke, Safetac, Mepilex, Mepitel, Exufiber, Mextra, Mesorb, Tubifast, Tubigrip and Mepiform names and logo types are registered globally to one or more of the Mölnlycke Health Care Group of Companies. Distributed by Mölnlycke Health Care US, LLC, Peachtree Corners, Georgia 30092. © 2023 Mölnlycke Health Care AB. All rights reserved. 1-800-843-8497 MHC-2023-140200

USMM_270686

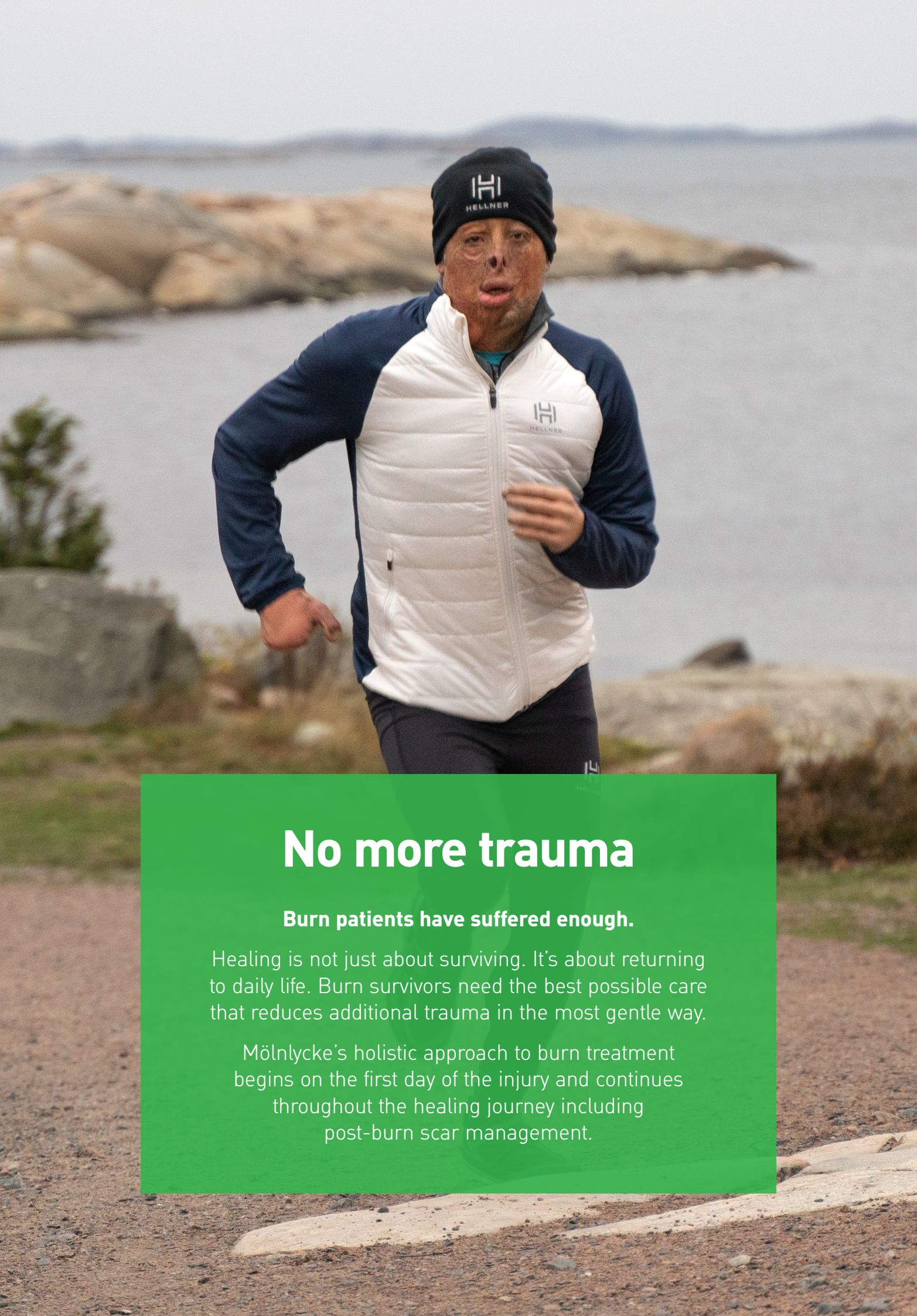


The Power of Gentle



Gentle care for effective burn healing





No more trauma

Burn patients have suffered enough.

Healing is not just about surviving. It's about returning to daily life. Burn survivors need the best possible care that reduces additional trauma in the most gentle way.

Mölnlycke's holistic approach to burn treatment begins on the first day of the injury and continues throughout the healing journey including post-burn scar management.

No more compromises

Effective burn healing

Undisturbed wound healing should be promoted. Using dressings that minimize the risk of maceration, provide an antimicrobial barrier and allow for long wear-time is essential. Pain and stress are contributors to delayed wound healing, therefore it is key to select a dressing that minimizes additional trauma¹.

Patient satisfaction

Experiencing pain and distress is not only a bad foundation for healing, it is also agonizing for the patient. Choosing a dressing that minimizes pain and anxiety at dressing change will contribute to higher patient satisfaction.

Cost-effectiveness

Cost-effectiveness is an important factor in implementing a treatment regimen for burns. Dressings that allow fewer dressing changes, less nursing time or lower analgesic use can reduce total cost of care.

Let ISBI guidelines lead therapy

The ISBI (International Society for Burns Injuries) guidelines outline characteristics required for an ideal burn dressing. Make sure the products you use live up to as many of these criteria as possible to lay the best possible foundation for healing.

The Power of Gentle

Burns are painful and often life-changing for the burn victim. By reducing pain, distress and anxiety, we can support an effective healing process and improve outcomes.

Our product portfolio does not make compromises. It provides effective

care and aims to reduce additional trauma and suffering. This means undisturbed wound healing, improved cost-effectiveness, and a better patient experience²⁻⁶.

We call this the Power of Gentle.



Minimize trauma from day 1

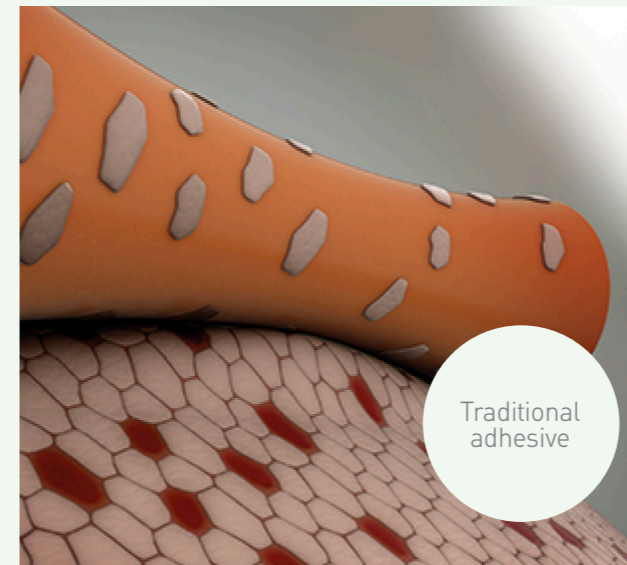
Effective early treatment has a significant impact on burn healing outcomes. Even from day 1, you do not need to compromise. Care can be started by using a dressing providing an antimicrobial barrier, exudate management and pain minimization.

Get a good start

- Provide antimicrobial barrier
- Manage exudate
- Minimize pain

Safetac® Technology²⁻³:

- ✓ Adheres to dry skin but not the moist wound bed
- ✓ Gentle removal and less pain at dressing changes
- ✓ Minimized trauma to the wound bed and surrounding skin



A gentle healing journey

for partial thickness burns

Swelling management

Tubigrip®

Tubigrip is a multi-purpose elasticated tubular bandage that adjusts to the contours of the body and distributes pressure evenly over the surface. It can be positioned without pins or tape, and it can be cut to accommodate the exact amount required⁷⁻⁹.

Fixation

Tubifast®/Tubifast® garments

Tubifast is a 2-way stretch tubular bandage that is designed for dressing retention and skin covering for any part of the body. It provides a light elasticity in both its length and width, allowing patients complete freedom of movement¹⁰⁻¹¹.



See back for product selection guide

Exudate management / Antimicrobial barrier – dressing options

Mepiform®

Mepiform is a self-adherent silicone sheeting for scar management¹²⁻¹³ that can be worn 24/7 from the first application*. It conforms well to body contours and is thin, flexible and showerproof¹².



*Remove the dressing once per day for inspection and washing of the skin. The dressing can then be reapplied.

Mepilex® Ag

Mepilex Ag is an antimicrobial foam dressing for low to medium exuding burns. It absorbs exudate, while maintaining a moist wound environment². It provides a fast (as soon as 30 minutes), sustained and broad range antimicrobial action for up to 7 days, as shown *in vitro*¹⁴.

Mepilex® Transfer Ag

Mepilex Transfer Ag is an antimicrobial foam exudate transfer dressing for exuding burns and difficult-to-dress areas¹⁷.

It is designed to allow exudate to transfer to a secondary dressing to inactivate wound relevant pathogens (bacteria and fungi) within 30 minutes up to 14 days, as shown *in vitro*¹⁵⁻¹⁶.

Mepitel® Ag

Mepitel Ag is a gentle wound contact layer for exuding burns and difficult-to-dress areas for use in combination with a secondary dressing². It has been shown to inactivate wound relevant pathogens (bacteria and fungi) within 4 hours and for up to 8 days, as shown *in vitro*¹⁷.

Burns requiring surgical intervention

Skin grafts and donor sites often can be as painful as the burn itself. It's therefore a priority to reduce pain and support undisturbed wound healing on a patient in an already vulnerable condition.

Donor site management



Melgisorb® Plus

Melgisorb Plus is a highly absorbent dressing made of calcium sodium alginate fibers that creates a gel on contact with exudate. It absorbs and retains wound exudate, and bacteria and has an hemostatic ability¹⁸.

+ Secondary dressing

or



Exufiber®

Exufiber is a sterile non-woven gelling fiber dressing for highly exuding wounds. Upon contact with wound exudate, it transforms into a soft, conformable gel that transfers exudate and facilitates moist wound healing as well as ease of removal during dressing changes¹⁹⁻²¹.

+ Secondary dressing

Skin graft fixation

Low risk of infection:



Mepitel® One


Mepitel One is a one-sided wound contact layer that allows exudate to pass through into a secondary absorbent dressing. The transparency enables wound inspection without removal²². The Safetac technology minimizes the risk for skin stripping²².

+ Secondary dressing

High risk of infection:

Mepitel® Ag

Mepitel Ag is a gentle antimicrobial wound contact layer that allows adequate passage of exudate to the secondary dressing and conforms well to graft sites². It has been shown to inactivate wound relevant pathogens (bacteria and fungi) within 4 hours and for up to 8 days (*in vitro*)¹⁷.



+ Secondary dressing